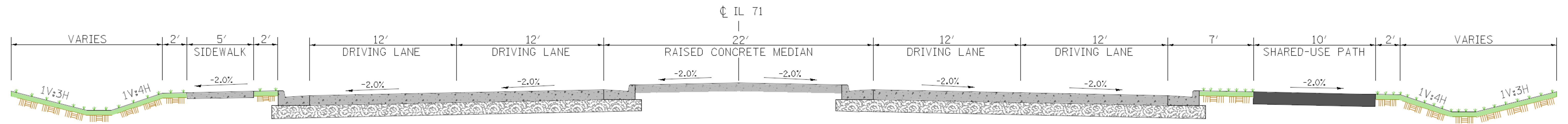
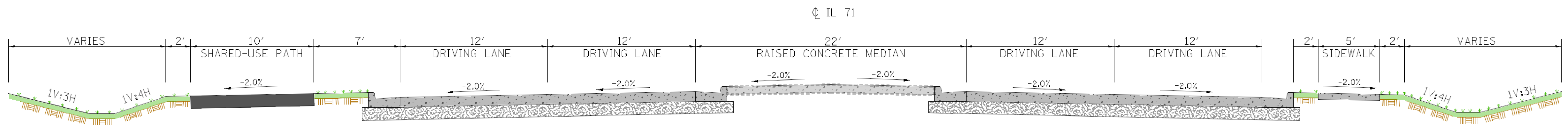


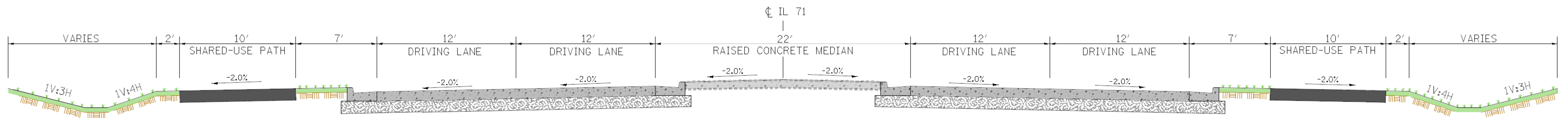
TYPICAL SECTIONS



TO BE USED:
 FROM BEGINNING OF PROJECT TO IL 47
 FROM VAN EMMON ROAD TO END OF PROJECT
 NOT TO SCALE



TO BE USED:
 FROM IL 47 TO APPROX. 900' SOUTH OF VAN EMMON ROAD
 NOT TO SCALE



TO BE USED:
 FROM APPROX. 900' SOUTH OF VAN EMMON ROAD TO VAN EMMON ROAD
 NOT TO SCALE

4-LANE ALTERNATE

Illinois Department of Transportation
ILLINOIS ROUTE 71
 From IL Route 47 in Yorkville to Orchard Road in Oswego
 Kendall County



601 NORTH 4th STREET
 MURRAY, KENTUCKY 40374
 PHONE - 270.753.7307
 WWW.GEOTECHENGINEERING.NET

600 SOUTH 17th STREET
 PADUCAH, KENTUCKY 40363
 PHONE - 270.443.1900

401 NORTH COURT STREET
 MARIETTA, ILLINOIS 62450
 PHONE - 618.997.9190

COPYRIGHT © 2019, GEOTECH ENGINEERING & TESTING, INC.